
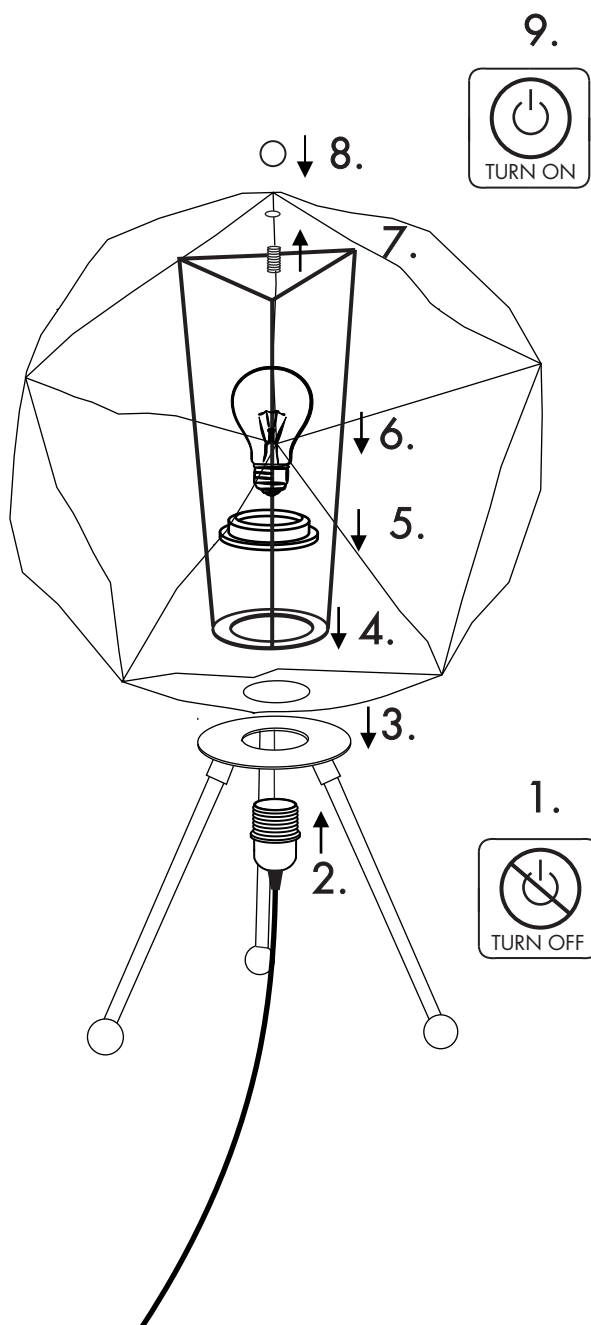


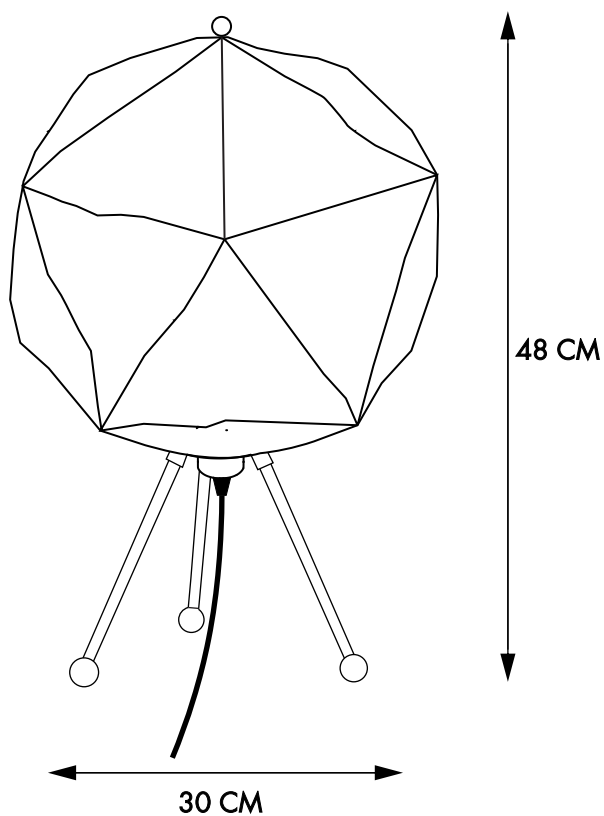
INSTRUCTION MANUAL



Pepa Lua TL White
98960



Overall Sizes:



SAFETY INSTRUCTION

Please study the instruction manual and below information carefully before installing or using this product. Please keep this user manual for further reference.



1. The luminaries may only be installed by authorized and qualified technicians according the valid regulations for electric installations.
2. Maintenance of the luminaries is limited to their surfaces. During maintenance no moisture can come into contact with any areas of the terminal connections or voltage control parts.
3. The electrical supply must be switched off at the outset, preferably by means of a switch in the distribution box, before any installation, maintenance or repair work is undertaken.
4. Clean with a clean, dry cloth or brush, use no solvents or abrasives. Avoid dampness on all electrical components.
5. Take account of all available technical information.
6. Take note of all the symbols when connecting wires:
N = Neutral L = Live
7. Meaning of symbol:



Power Off the electricity supply before starting lamp installation work



For indoor use only, where direct contact with water is impossible



Protection Class : The fitting is doubled insulated and does not require earthing



The type of lamp and maximum size and wattage indicated in each lightning unit must not be exceed; different items require different kind of light sources with different bulb icons



This luminaire cannot be disposed together with normal domestic waste in standard rubbish can, but you have to bring it to a staging area for a electrical waste.



The armature is designed to work only with the indicated voltage. Different item require different working voltage.



Power On the electricity supply only after completion of lamp installation work