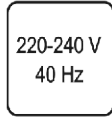
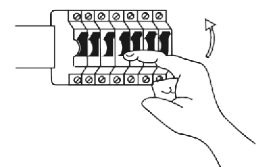
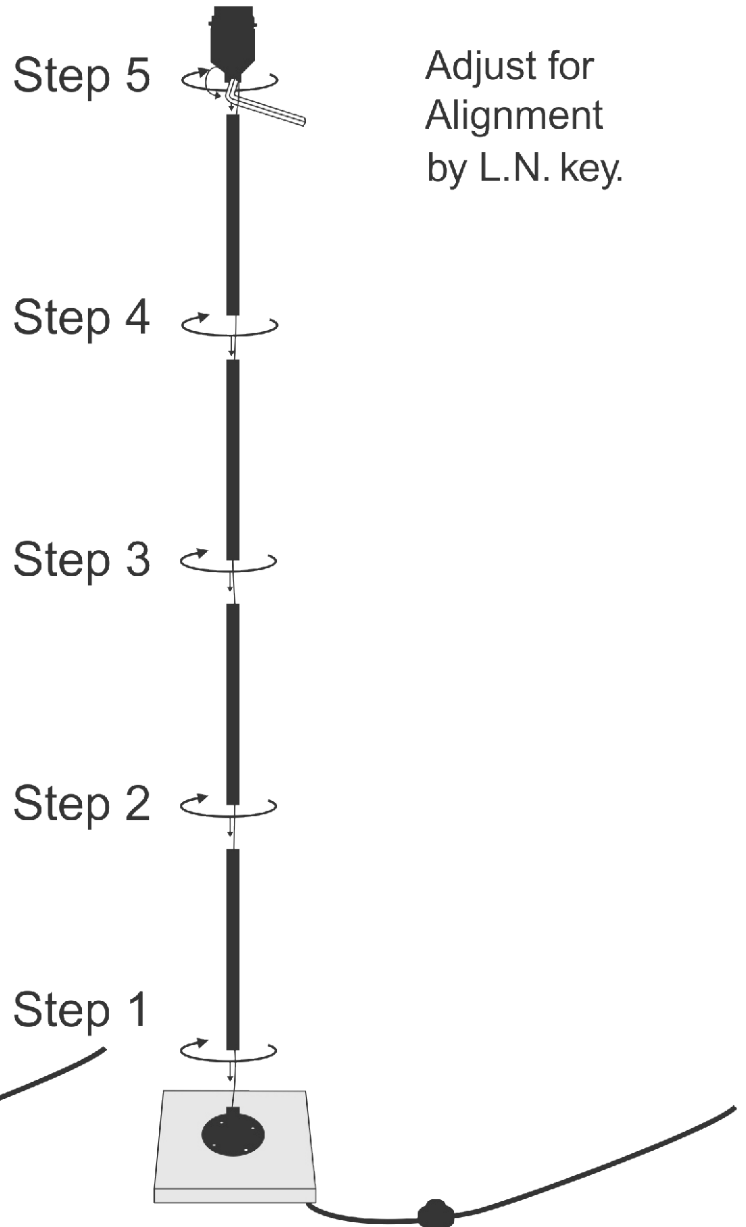
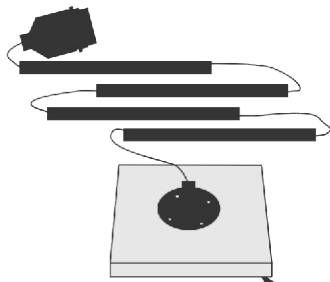
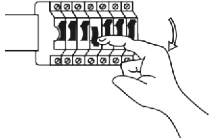


# INSTRUCTION MANUAL




## Tub FL Black and Wood 97821



# SAFETY INSTRUCTION



Please study the instruction manual and below information carefully before installing or using this product. Please keep this user manual for further reference

1. The luminaires may only be installed by authorized and qualified technicians according the valid regulations for electrical installation.
2. Maintenance of the luminaires is limited to their surfaces. During maintenance no moisture can come into contact with any areas of the terminal connections.
3. The electrical supply must be switched off at the outset, preferably by means of a switch in the distribution box, before any installation, maintenance or repair work is undertaken.
4. Take account of the minimal separation distance from other objects and the room required around the fitting.
5. If in any doubt, consult a professional, taking local installation requirements into account. Some countries stipulate that lighting may be installed only by registered installers.
6. Clamping screws in electrical connections must be adequately tightened. This is particularly the case with 12V low voltage conductors.
7. Clean with a clean, dry cloth or brush, use no solvents or abrasives. Avoid dampness on all electrical components.
8. Take account of all available technical information.
9. Take note of the symbols when connecting wires:  
N=Neutral      L=Live       =Earth
10. Take note of colors when connecting wires  
Blue wire = Neutral      Brown wire = Live      Green/Yellow wire = Earth



For indoor use only, where direct contact with water is impossible.



Protection Class I : the fitting must be earthed



The type of lamp and maximum size and wattage indicated in each lighting unit must not be exceed: different items require different kind of light source with different bulb icons



The ar mature is designed to work only with the indicated voltage. Different items require different working voltage.



This luminaire can not be disposed together with normal domestic waste in standard rubbish can, but you have to bring it to a staging area for electrical waste.



This luminaire meets the mandatory requirements for CE Certification