
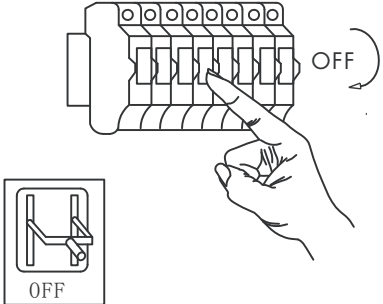
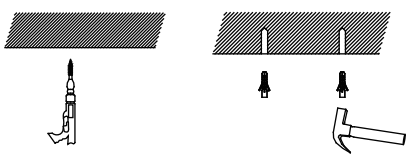
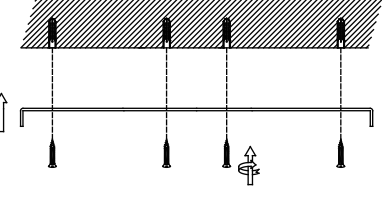
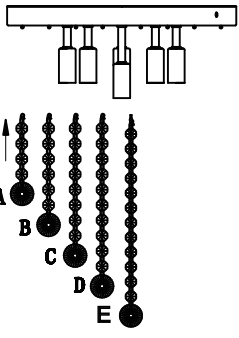
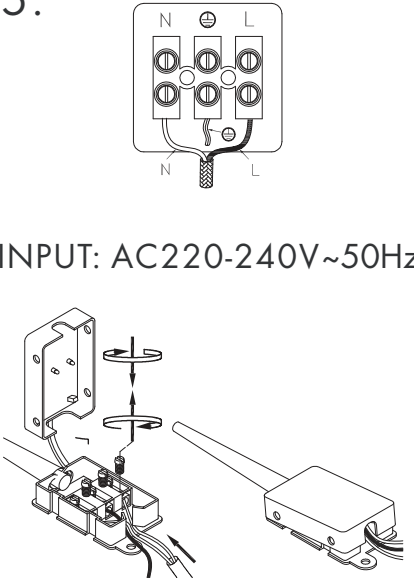
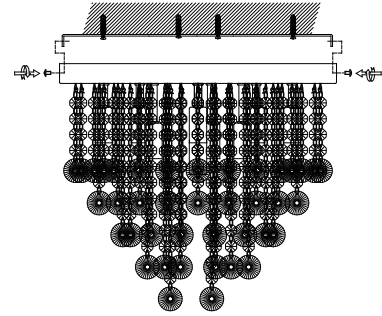
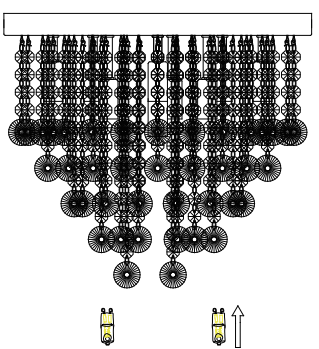
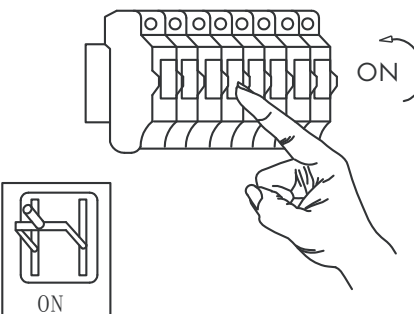
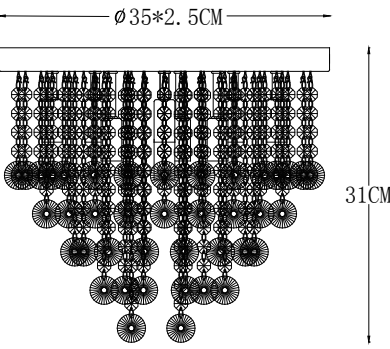


INSTRUCTION MANUAL



Medusa CL 35 Brass
97088



<p>1. </p>	<p>2. </p>	<p>3. </p>
<p>4. </p> <p>Ax25PCS Bx15PCS Cx14PCS Dx6PCS Ex3PCS</p>	<p>5. </p> <p>INPUT: AC220-240V~50Hz</p>	<p>6. </p>
<p>7. </p> <p>Warning: When replacing a halogen lamp, wait for it to cool, for a minimum of 5 minutes</p>	<p>8. </p>	<p>Overall Sizes:</p> <p></p>