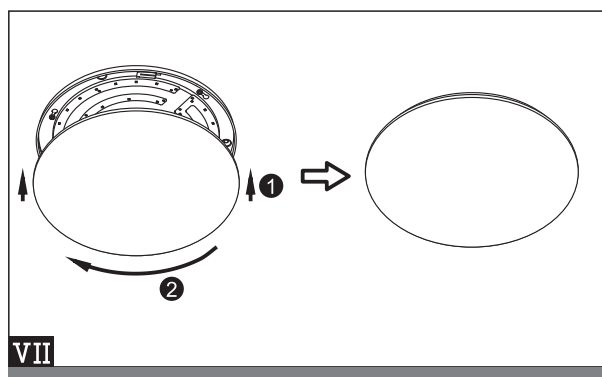
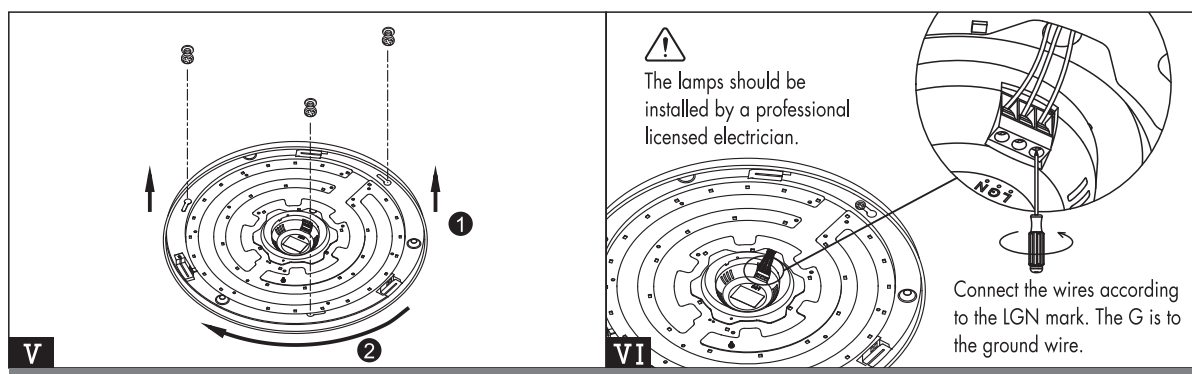
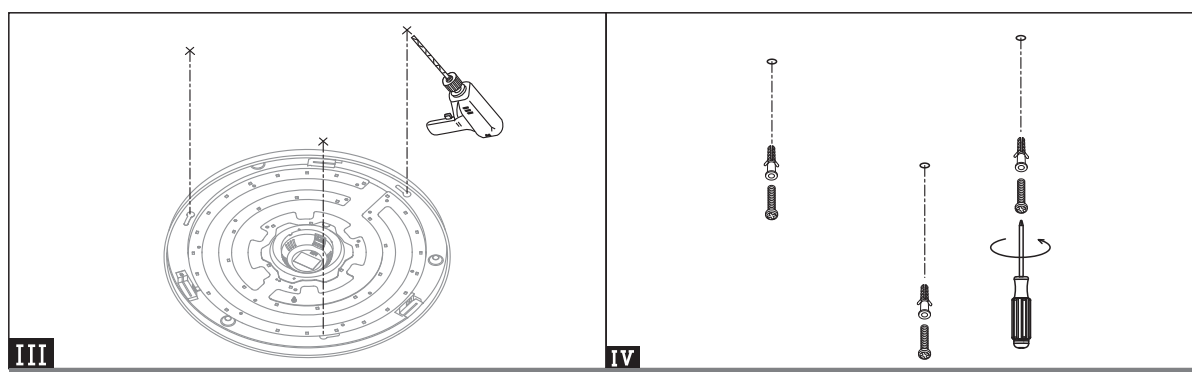
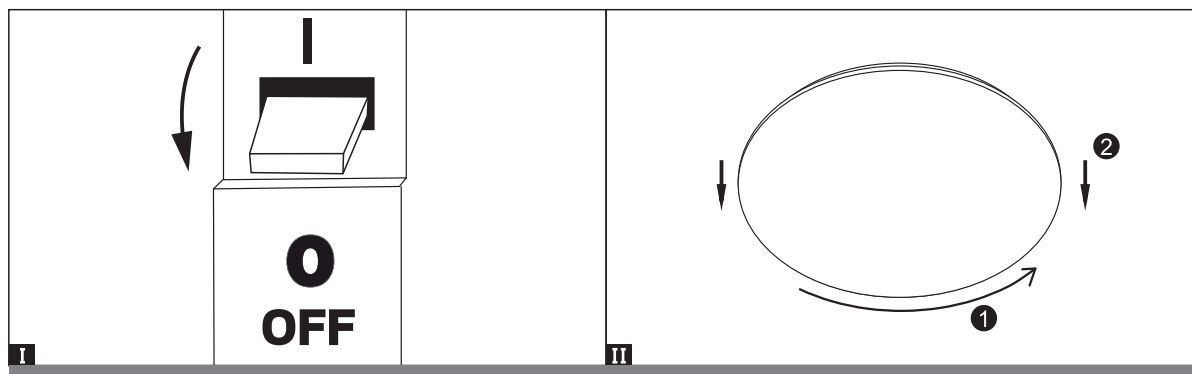


# INSTRUCTION MANUAL

Extrema CL 40 White LED Dimmable with Remote  
96796

IP20 RoHS

180-240V 2.4G dimmable Max.42W



## ATTENTION

1. Warning: this lamp may only be used with the LED light source provided.
2. Power off the electricity before connecting the lamp.

## CLEANING INSTRUCTIONS

Only clean surface with a mild cleaning agent using a soft cloth.

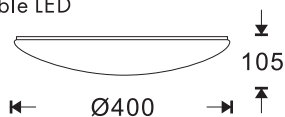
## TOOLS YOU WILL NEED



96796

This item contains unchangeable LED

2800	LM
42	W
2700-6500	K
>80	Ra
30000	H



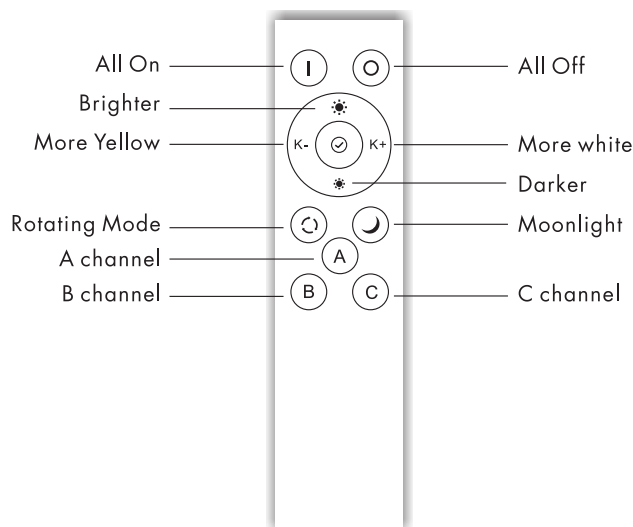
QAZQA

WWW.QAZQA.COM

96966-96967-96968-96969  
ADJUSTABLE LED CIRCULAR LUMINAIRES  
**REMOTE CONTROL INSTRUCTIONS**



1. Install 2 x AAA batteries (Not supplied) into the remote control.
2. On & Off buttons turn the fitting on and Off.
3. K- & K+ buttons allow you to adjust the colour temperature to your liking.
4. The ☀ & \* buttons adjust the level of brightness (dimming function).
5. The ☾ button changes the colour temperature from warm to cool to a mix of both.
6. The 🌙 button puts the light fitting into "Nightlight" mode.
7. Channel "B" & "C" buttons can be used for controlling additional LED circular light fittings and each channel and light fitting would have to be "paired" as below.



Note: The Light Fitting & the Remote Control have been paired "A channel" at the factory. If the remote control is not working you may need to action the following pairing process.

1. With the light fitting switched Off, long press Channel "A" on the remote control and wait for the LED on the remote control to remain a constant RED.
2. With the Channel "A" button still pressed down switch on the light fitting. It should initially blink which indicates that the light fitting has been successfully paired.

### Specification

Mode	CS-RG12KW1
Color	White
Wireless Technology	2.4G wireless communication
Control distance	30m
Moonlight Mode	Yes
Group Control Yes	Yes
Rotating Mode Yes	Yes
Power	A pair of AAA batteries
Size	150*38.5*12mm
Weight	35g