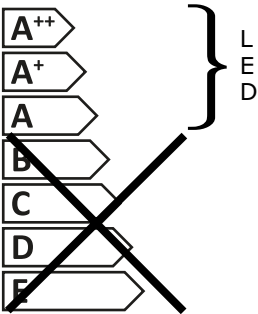


smartwares® GWI-003-DH



This luminaire contains built-in LED lamps.



The lamps cannot be changed in the luminaire

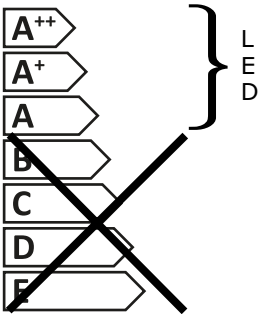
874/2012



smartwares® GWI-003-DH



Diese Leuchte enthält eingebaute LED-Lampen.



Die Lampen können in der Leuchte nicht ausgetauscht werden.

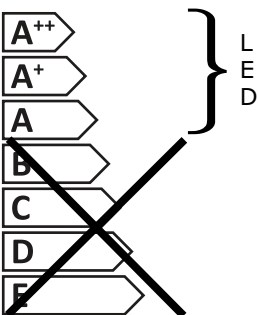
874/2012



smartwares® GWI-003-DH



Ce luminaire est comporte des lampes à LED intégrées.



Les lampes de ce luminaire ne peuvent pas être changées.

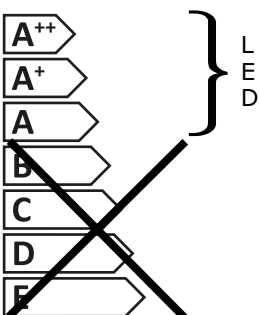
874/2012



smartwares® GWI-003-DH



Deze armatuur bevat ingebouwde LED-Lampen.



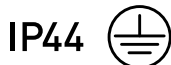
In de armatuur kunnen de lampen niet worden vervangen.

874/2012



220-240V~50/60Hz

2 x 4,5W



CUSTOMER SERVICE	
NL: 088-5940501	Lokaal tarief
BE: 078 481 094(NL)	Lokaal tarief
BE: 078 481 540(FR)	Tarif local
FR: 0825 560 650	18ct/min
DE: +49 (0) 1805 010762	14Ct./Min. dt. Festnetz
	Mobil max. 42Ct./Min
UK: +44 (0) 345 230 1231	
ES: +34 938427589	

smartwares® Europe
Jules Verneweg 87
5015 BH Tilburg
The Netherlands
service.smartwares.eu



smartwares®



OUTDOOR USE



SUPER SLIM DESIGN


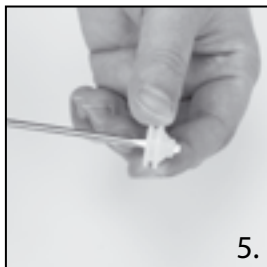
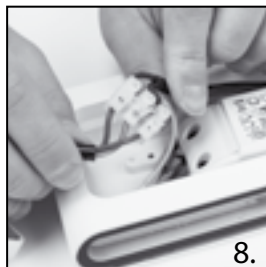

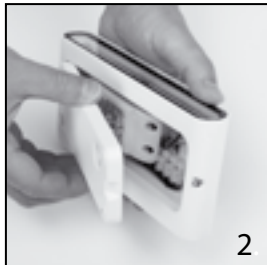




ALUMINIUM

Ultra Slim LED outdoor wall light

NL LED wandlamp buiten DE LED-Außenwandleuchte FR Applique murale LED ES Luz LED exterior para la pared IT Lampada da parete per esterni a LED PT Luz de parede LED exterior SE LED utomhusväggglampa TR Ince dışmekan duvar lambası PL Kinkiet LED zewnętrzny

GWI-003-DH - 1004125



OUTDOOR
USE



220-240V ~
50/60Hz

2x
4,5

WATT



2x 230
LUMEN



IP54



NOT
DIMMABLE



ON / OFF
≥15.000x



30.000
HOURS



Ra
>65



3000K
WARM WHITE

IP54



(GB) The fixture is dust and splash proof

(NL) Het armatuur is stofvrij en spatwaterdicht

(F) L'installation est à l'épreuve des éclaboussures et de la poussière.

(D) Die Leuchte ist staub- und spritzwassergeschützt

(N) Armatureterstov- og sprutsikkert.

(S) Armaturen är damm- och stänkskyddad

(DK) Armaturet er stov- og stænk-tæt

(FIN) Valaisin on pöly- ja roiskesuojattu

(PL) To urządzenie jest odporne na kurz i zachlapania

(RUS) Светильник пыленепроницаемый и брызгозащищенный

(BG) Частта е устойчива на прах и пръски вода

(H) A rögzítő por- és fröccsenésálló

(RO) Dispozitivul de fixare este rezistent la praful și la stropire

(SK) Svetidlo neprepúšťa prach ani výšpliechnutú kvapalinu.

(HR) Armatura je zaštićena od prašine i prskajuće vode

(CZ) Armatura je prachotěsná a krytá proti stékající vodě

(SLO) Svetilno je odporno na prah in pršenje vode

(I) L'attacco è resistente a polvere e spruzzi

(P) A armadura de iluminação é à prova de poeira e salpicos

(E) El aplique es resistente a polvo y salpicaduras

(GR) Το στήριγμα είναι αδιαπέραστο από τη σκόνη και αδιάβροχο

(TR) Aparat su ve toz geçirmez.

(GB) Protection class 1: the fitting must be earthed.

(NL) Beschermklasse 1, het armatuur moet geaard worden.

(F) Classe de sécurité 1, l'armature doit être mise à la terre.

(D) Schutzklasse 1, die Armatur muss geerdet werden.

(N) Beskyttelsesklasse 1: armaturet må jordes.

(S) Skyddsklass 1, armaturen måste jordas.

(DK) Beskyttelsesklasse 1, armaturet skal have jordforbindelse.

(FIN) Suojausluokka 1, valaisin pitää maadoittaa.

(PL) Klasa zabezpieczenia 1: urządzenie musi być uziemione.

(RUS) Класс защиты 1: арматура должна быть заземлена.

(BG) Защита от клас 1: осветителното тяло трябва да е заземено.

(H) 1. védelmi osztály: a szerelvény földelhető.

(RO) Clasă 1 de protecție: corpul de iluminat trebuie împământat.

(SK) Trieda ochrany 1: zariadenie musí byť uzemnené.

(HR) Klasa zaštite 1: svjetiljka mora biti uzemljena.

(CZ) Třída ochrany 1: zařízení musí být uzemněno.

(SLO) Zaščitni razred 1: nosilec senzorja je potrebno ozemljiti.

(I) Classe di protezione 1, la lampada deve avere la messa a terra.

(P) Classe 1 de protecção: a ferragem de conexão deve ser ligada à terra.

(E) Protección de Clase 1: el montaje debe estar conectado a tierra.

(GR) Προστατευτικό γυαλί 1: η εφαρμογή πρέπει να γειωθεί.

(TR) Emniyet türü 1: Tertibat topraklanmalıdır.