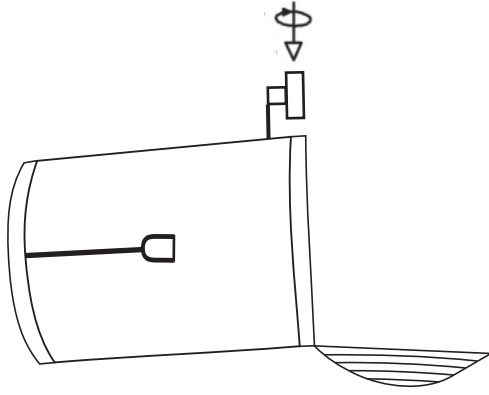
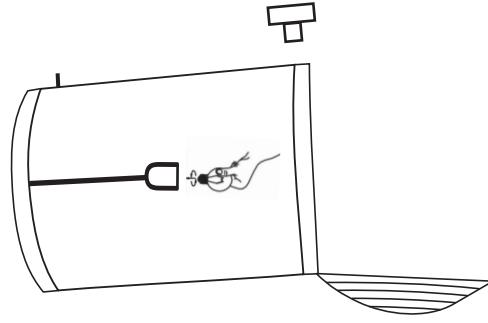


# INSTRUCTION MANUAL

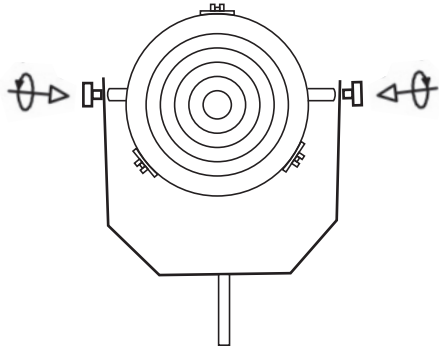
Broca FL Brass (94817)  
Blake FL Red Brown (94820)  
Byron FL Green (94826)



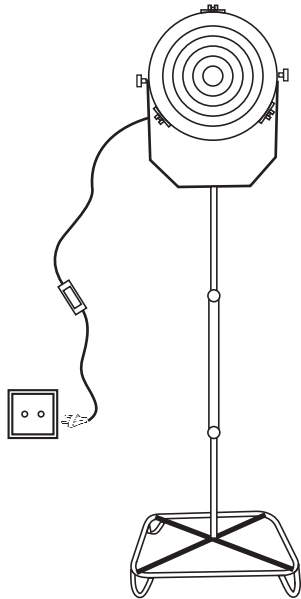
Step 1 : Remove the set screws as shown above for installing the bulb



Step 2 : Install an E27 bulb on the lamp holder & close the lens case back using the set screws as shown in step 1

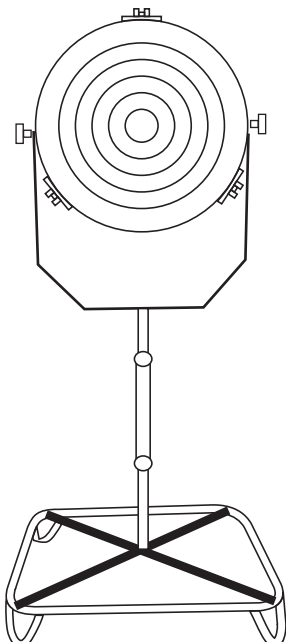


Step 3 : Use the two bracket set screws provided with the lamp to install it with the floor lamp bracket.

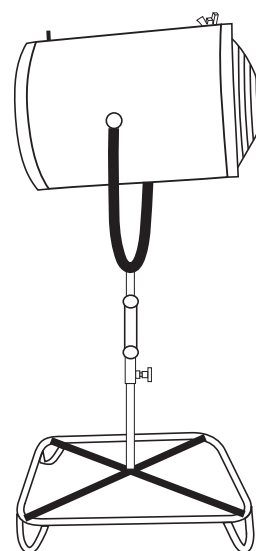


Step 4 : Install the lamp head (already connected to Floor lamp bracket as shown in step 3) to the floor lamp connection tube using the set screw provided with the lamp. There after connect the floor lamp base with the remaining lamp (.ie, combination of lamp head, floor lamp bracket and lamp connection tube )

Step 5 : Connect the plug wire chord set emerging from the lamp into the mains connection, your lamp is now ready to use.



Front View



Side View