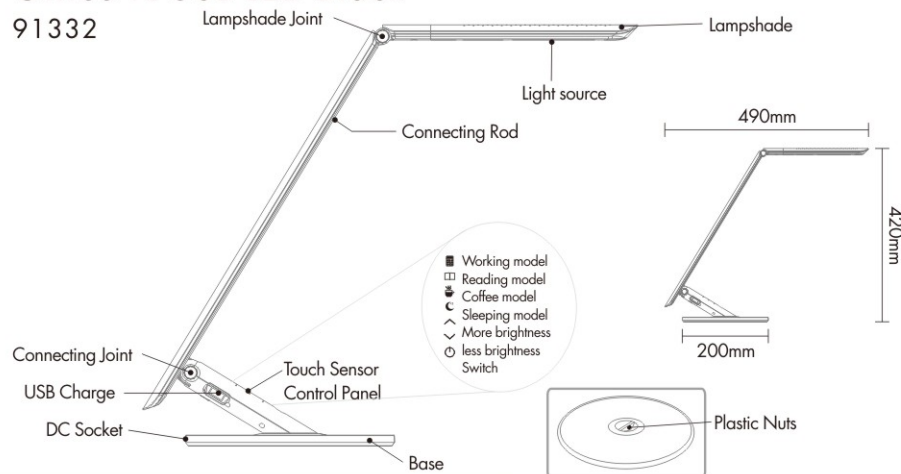


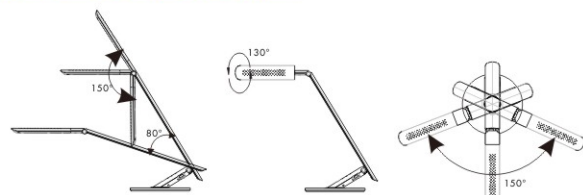
# INSTRUCTION MANUAL

Office TL USB LED Black

91332



## LAMP ROTATING FUNCTION



The lampshade is able to rotate at angles shown above and the connecting rod can be adjusted up and down.

## OPERATING INSTRUCTION

1. The lamp is designed to operate on 220V-240V~50/60Hz current only.
2. Adjust the height of the connecting rod by using a suitable coin to turn and loosen/tighten the lampshade/connecting joint.
3. Connect the power supply connector to the DC socket and power supply plug to the wall socket outlet. Switch on the wall socket outlet switch.
4. Touch Sensor Control Panel:
  - (1) Controls operation of the lamp just by a touch.
  - (2) Turn On or Off the lamp.
  - (3) Brightness level can be adjusted by the dimming function.
  - (4) Each lighting mode ( working, Reading, Coffee and Sleeping) has its own unique pre-set level of brightness and colour temperature.
  - (5) Lighting Colour Tone:
    - a. Cool White - Working Mode and Reading Mode
    - b. Warm White - Coffee Mode and Sleeping Mode
  - (6) Lighting Memory Function : When the lamp is switched on each time, it will always operate at the same mode / brightness set from its last previous operation.



WWW.QAZQA.COM

QAZQA

## SPECIFICATION

### TECHNICAL PRODUCT SPECIFICATION

MODEL	OUTPUT VOLTAGE	OUTPUT AMPERE	POWER
91332	DC24V	750mA	10W

## LED LAMP THE PREFERRED CHOICE

**Eye Care** - No UV rays. Reduces eye fatigue, which sometimes may lead to tearing from eyes and headaches.  
**Flicker-Free** - The LED lamp is made to be flicker-free, thus reducing eye disturbance while reading.  
**Glare Reduction** - Reduces direct and reflective glare on reading materials. Provides optimal lighting, thus makes reading, working and playing more enjoyable and comfortable.  
**Longer Lifespan** - With LED technology, LED bulb is made to last longer than normal light bulb or fluorescent light tube.

## CAUTION



Do not use the lamp in damp or dusty environment.



Do not touch the light tube when the lamp is turned on. High temperature can cause burns or injuries.



Do not use solvents, abrasives, or aerosol cleaners to clean the lamp; discolor may occurs.



If not using the lamp for an extended period of time, unplug the power supply plug from the outlet.



Do not remove the cover or modify the lamp in any way. High voltage can cause fire or electric shocks.



Do not place lamp near hot object or in direct sunlight.



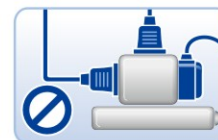
Do not use the lamp if the power supply cord or plug is damaged. Send it to the authorized service centre for examination and repair.



Do not use the lamp near flammable objects or materials.



Do not damage the power cord, place it near any hot objects, bend it excessively, twist it, pull it, place heavy objects on top of it or wrap it into a bundle.



Do not overload the power outlet and extension cord.

## TROUBLE SHOOTING

1. If the lamp does not turn on :
    - a. Make sure the power supply plug is securely plugged into the wall outlet or the power supply.
    - b. Make sure the power supply connector & DC socket are connected.
  2. If the lamp does not turn on after you perform the above steps, send it to the authorized service centre for examination and repair.
- !** Do not attempt to take apart or modify the lamp in any way. Doing so could cause the risk of serious injury or death from electric shock or fire, and it will void your warranty.

QAZQA

WWW.QAZQA.COM