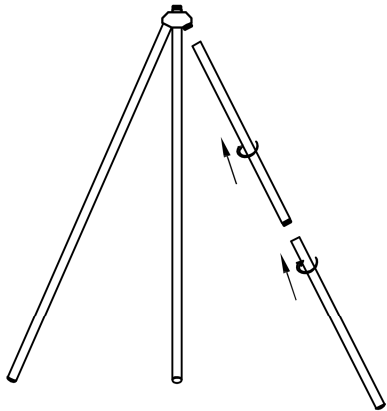


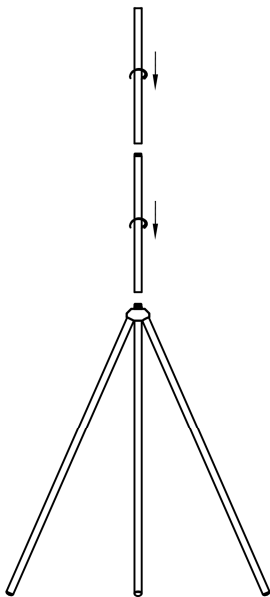
INSTRUCTION MANUAL

Orbita FL Brass 91123

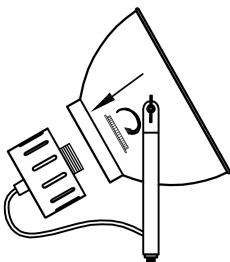
- 1、Connect the two straight tubes, then screw with another tube.
1



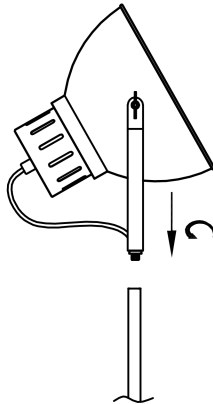
- 2、Connect the two straight tubes with tripod.
2



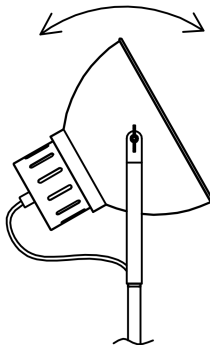
- 3、Fix the base to the shade by screwing the
3 lampholder ring.



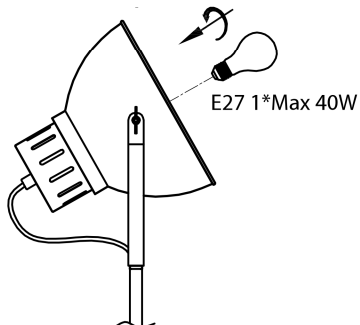
- 4、Fix the tube to the shade.
4



- 5、Adjust the angle of the shade and flat iron.
5



- 6、Screw the bulb into the lampholder.
6



- 7、Fix the alambre shade by screw.
7

