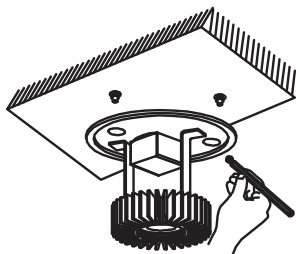


INSTRUCTION MANUAL

Fondo SL Black 91076

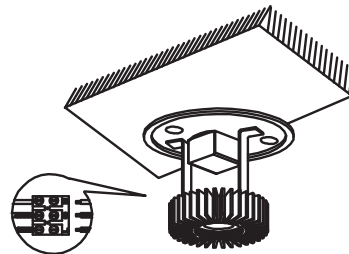
1、 Before installation disconnect the mains supply. Take out the plate from the fixture and position on the wall. (see item in drawing 1).

1



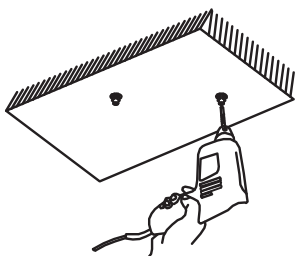
4、 Connect the fixture to the mains supply.

4



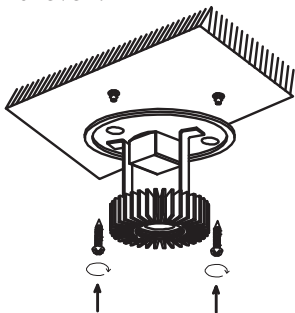
2、 Drill holes and insert wall plugs.

2



3、 Fix plate to wall with screws (supplied) and make sure plate is level.

3



5、 Fix the fixture to the base.

5

