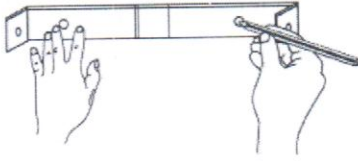


Pattaya HL White

90896

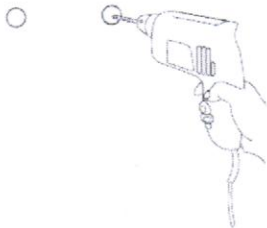
1. Before installation disconnect the mains supply. Take out the plate from the fixture and position on the wall. (see item in drawing 1).

1



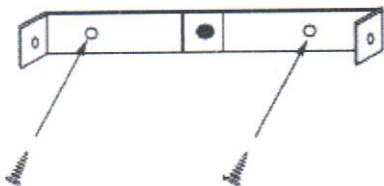
2. Drill at the ceiling to make a hole to be match with the hook .

2



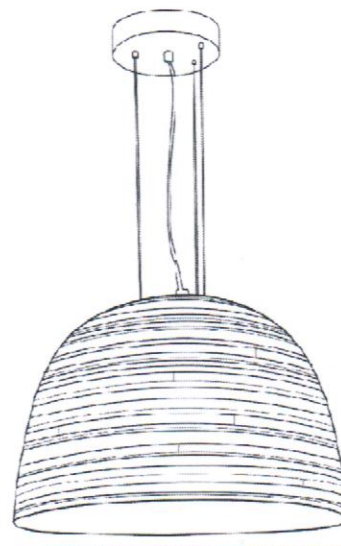
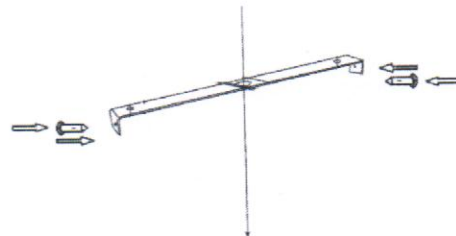

3. Screw the hook with the hole and ensure it is attach with the ceiling tightly.

3



4

4. Hang the pendant with the hook.



28 cms.

40 cms.

QAZQA

WWW.QAZQA.COM

