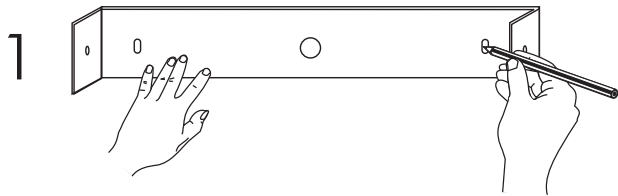
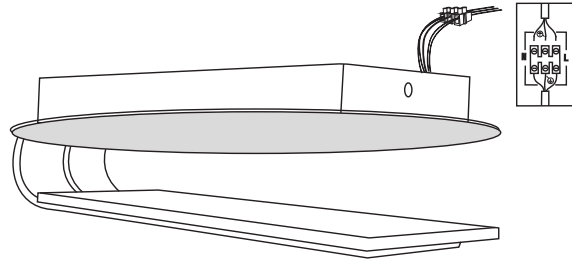


Satellite CL 3 White 90761


1. Before installation disconnect the mains supply. Take out the plate from the fixture and position on the wall. (see item in drawing 1).



4. Connect the fixture to the mains supply.



2. Drill holes and insert wall plugs.



3. Fix plate to wall with screws (supplied) and make sure plate is level.

