

GRID IN ZB 1 BOX L  
 GRID IN ZB 2 BOX L  
 GRID IN ZB 3 BOX L  
 GRID IN ZB 4 BOX L


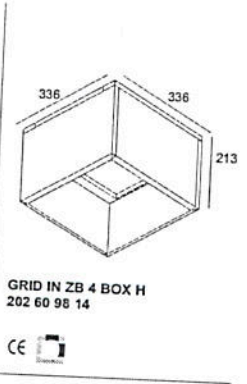
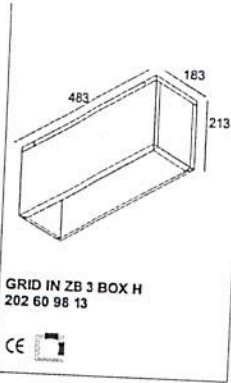
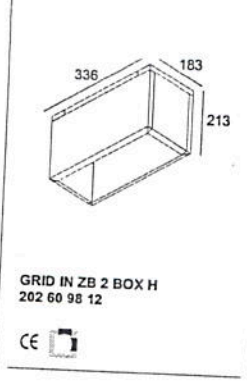
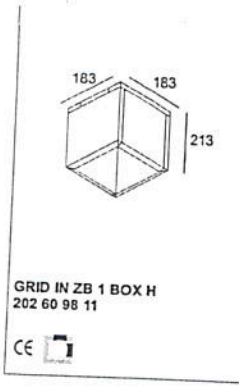
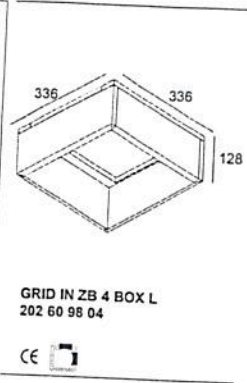
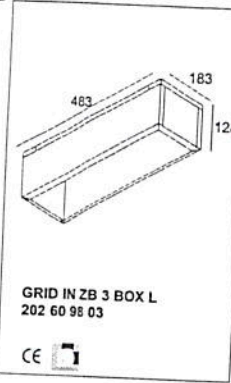
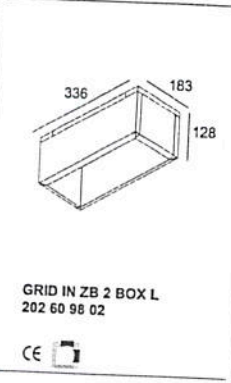
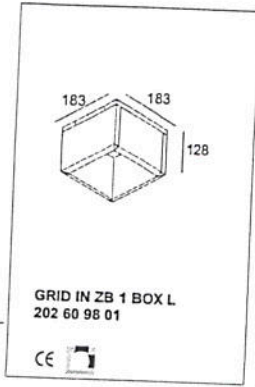
GRID IN ZB 1 BOX H  
 GRID IN ZB 2 BOX H  
 GRID IN ZB 3 BOX H  
 GRID IN ZB 4 BOX H

DEEL  
 PARTIE  
 TEIL  
 PART  
 PARTE  
 PARTE



**DELTA LIGHT**  
 Delta Light® nv.  
 Muizestraat 2  
 B-8550 Weveigem (Moorsele)  
 Belgium  
 Phone: +32(0)56 435 735  
 Fax: +32(0)56 435 736  
 E-mail: enter@deltalight.com  
 www.deltalight.com

L.E.B. A4



**WAARSCHUWING** Lees de algemene gebruiksvoorwaarden : DEEL B  
**AVERTISSEMENT** Lire attentivement les conditions générales d'utilisation : PARTIE B  
**WARNUNG** Lesen Sie die allgemeinen Gebrauchsanweisungen : TEIL B  
**WARNING** Read the general directions : PART B  
**AMMONIZIONE** Leggere attentamente le condizioni generali di utilizzazione : PARTE B  
**EDVERTENCIA** Leer atentamente las condiciones generales de uso : PARTE B









- Bevestiging vloer + wand inbouw
- Montage sol + mur encastré
- Montage boden + wand eingebaut
- Fixation floor + wall recessed
- Montaje suelo + pared empotrado
- Montaggio pavimento + parete incasso

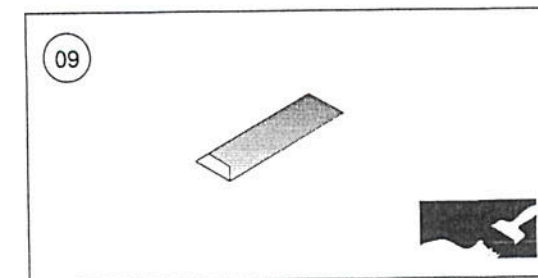

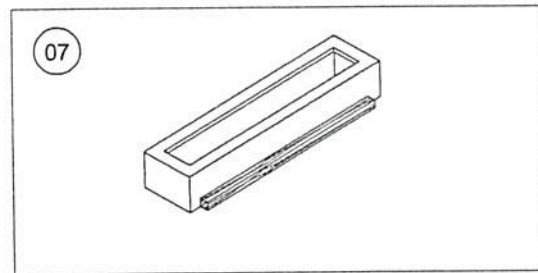
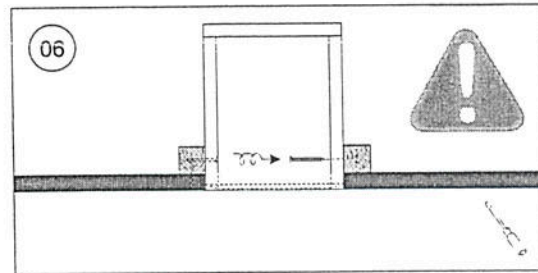
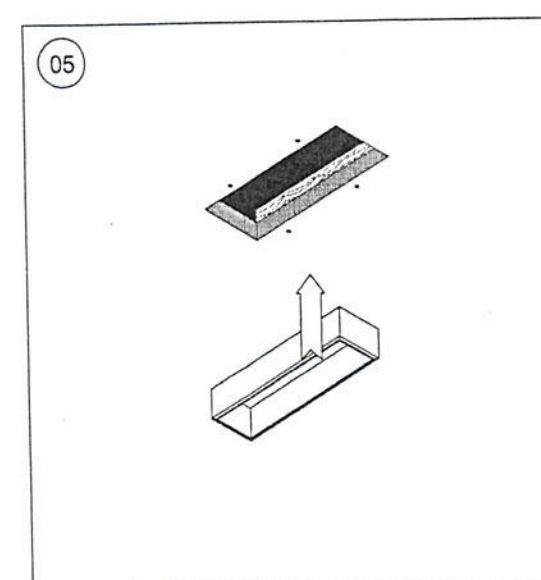
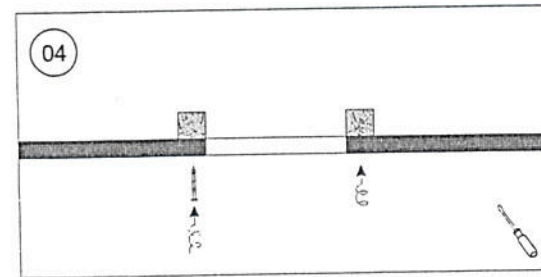
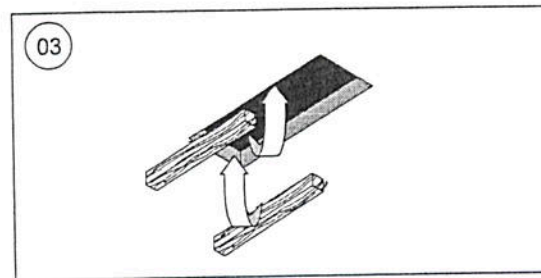
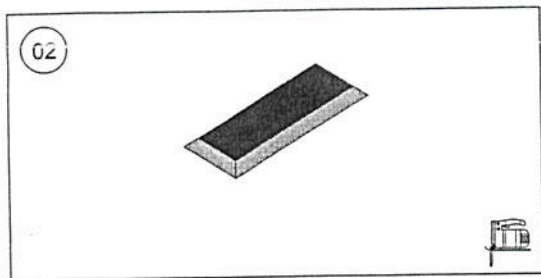
Wijzigingen in ontwerp, technische specificaties en handleiding voorbehouden.  
 Sous réserve de modifications au niveau de la conception, des spécifications techniques et de la notice.  
 Änderungen von Entwurf, technischen Daten und Bedienungsanleitungen bleiben vorbehalten.  
 Alterations in design, technical specifications and manuals reserved.  
 El fabricante se reserva el derecho de realizar modificaciones en el diseño, las especificaciones técnicas y el folleto.  
 Sotto riserva di modifica per quanto riguarda la concezione, le specifiche tecniche e la nota informativa.


GRID IN ZB 1 BOX L  
 GRID IN ZB 2 BOX L  
 GRID IN ZB 3 BOX L  
 GRID IN ZB 4 BOX L

GRID IN ZB 1 BOX H  
 GRID IN ZB 2 BOX H  
 GRID IN ZB 3 BOX H  
 GRID IN ZB 4 BOX H

INSTALLATION INSTRUCTIONS - PART A

01	<b>HOLE PATTERN</b>	
	GRID IN ZB 1 BOX L	 184 x 184 x 148
	GRID IN ZB 2 BOX L	 337 x 184 x 148
	GRID IN ZB 3 BOX L	 484 x 184 x 148
	GRID IN ZB 4 BOX L	 337 x 337 x 148
	GRID IN ZB 1 BOX H	 184 x 184 x 223
	GRID IN ZB 2 BOX H	 337 x 184 x 233
	GRID IN ZB 3 BOX H	 484 x 184 x 233
	GRID IN ZB 4 BOX H	 337 x 337 x 233



 DO ONLY PUT FILLER ON THE SCREW POSITIONS TO AVOID MODIFICATION OF INSIDE DIMENSIONS