

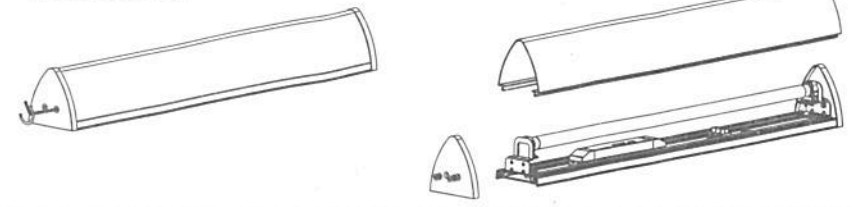


WWW.QAZQA.COM

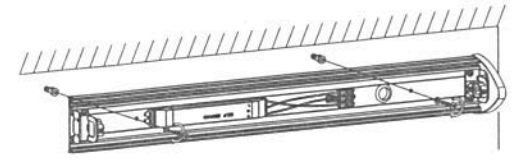
-  Plug
-  silica gel ring
-  Self Tapping Screw
-  Hexagon Socket Screw Keys

44835 T5 14W
44834 T5 8W

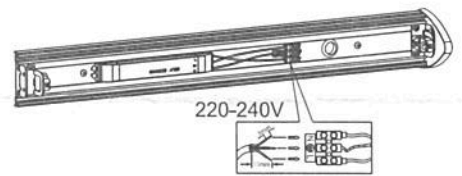
1. Open the light body.



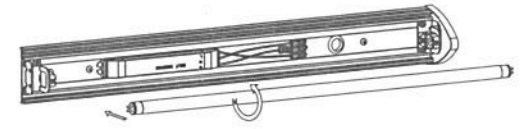
2. Install the base on the wall.



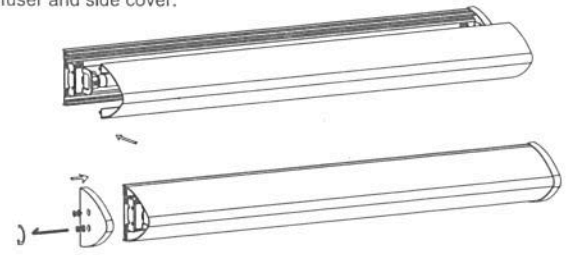
3. Connect the power.



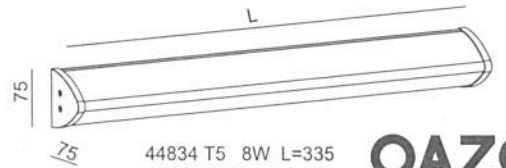
4. Put the T5 into the lighting product.



5. Put on the PC diffuser and side cover.



6. Finish installation.



44834 T5 8W L=335
44835 T5 14W L=600

QAZQA