

INSTRUCTION MANUAL

(NL) Gebruikte symbolen

(GB) Safety Precautions / (FR) Symboles utilisés / (DE) Verwendete Symbole / (PL) Stosowane symbole / (NO) Brukte symboler / (DK) Brugte symboler / (SE) Använda symboler / (FI) Käytetyt symbolit / (IT) Simboli usati / (ES) Símbolos empleados / (CZ) Použité symboly / (PT) Símbolos utilizados / (GR) Χρησιμοποιούμενα σύμβολα



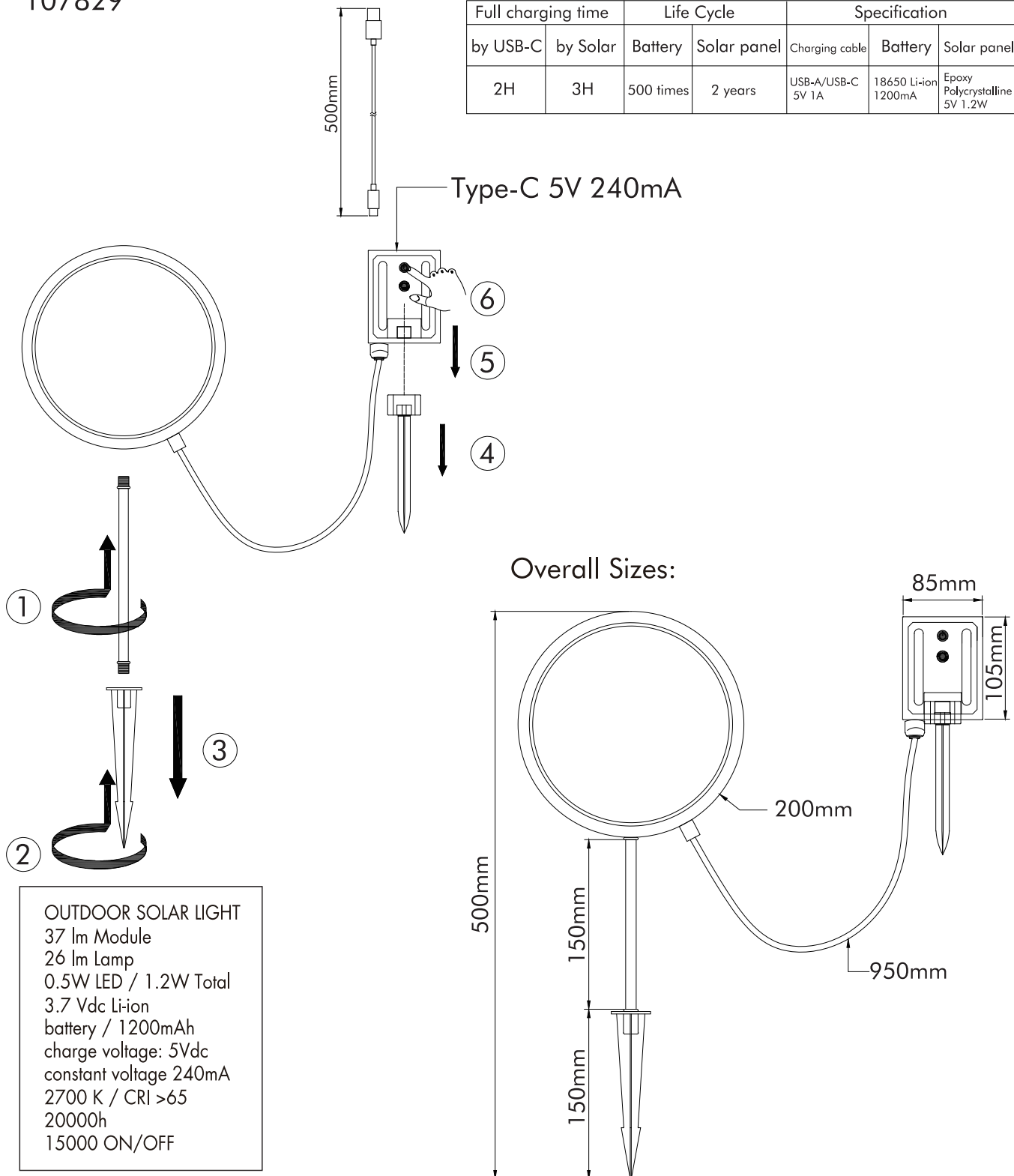
5V 240mA 1.2W

IP65



Adalind PS 20 Black Rechargeable Solar 107829


Full charging time		Life Cycle		Specification		
by USB-C	by Solar	Battery	Solar panel	Charging cable	Battery	Solar panel
2H	3H	500 times	2 years	USB-A/USB-C 5V 1A	18650 Li-ion 1200mA	Epoxy Polycrystalline 5V 1.2W



INSTRUCTIONS

Product Parameter

SOLAR PANEL	1.2W 5V 240mA
BATTERY	18650-3.7V 1200mAh
WORKTIME	Full battery lasts for 7-10 rainy days
FUNCTION	8 Mode adjustable, brightness adjustable, set timing



Installation instructions(Plug installation)



1. Take out the bracket and connect it.




2. Combine the bracket with the controller.




3. Install the product according to the picture.

Attention



Charging during the day, please make sure nothing cover the solar panel, Whether or not it will affect the charging effect of solar energy, and affect the lighting time and brightness



Make sure there is no strong light on the solar panel after dark, Whether or not it will enter charging mode, and the string lights will not work.