INSTRUCTION MANUAL



Anello HL 80 Bronze
105719

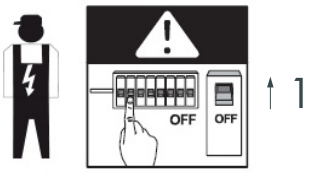

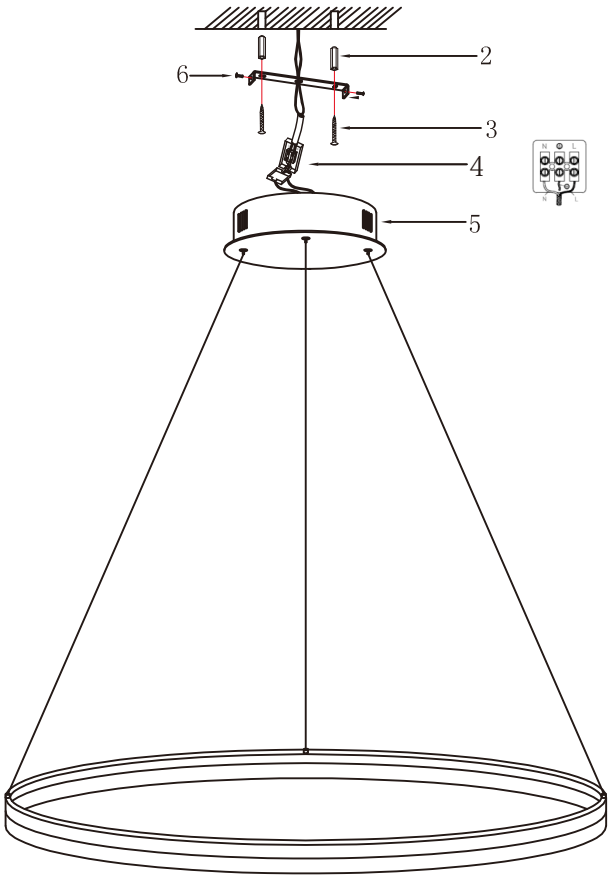

Pendant Lamp
incl. 36xQL7001011
36x200lm Module
6777lm Lamp
36x1.6W LED Module
60W Lamp
220-240V~50Hz
2700K
CRI>80
30000 h
15000 ON/OFF

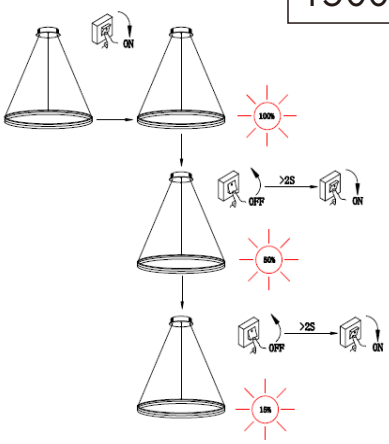

Overall Sizes:

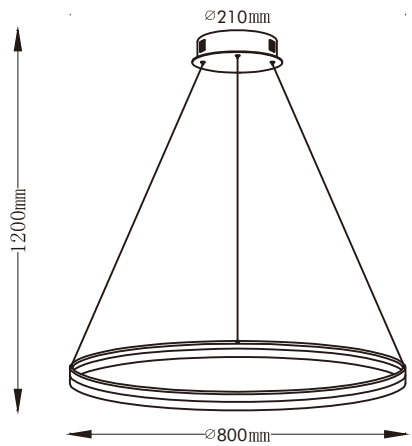

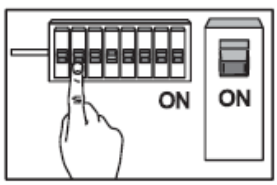

FittinQ B.V.
Smaragdweg 52, 5527 LB Hapert, The Netherlands
www.qazqa.nl

QAZQA

105719

36x 1.6W LED

incl. LED Board: 36xQL7001011

220-240V~50Hz

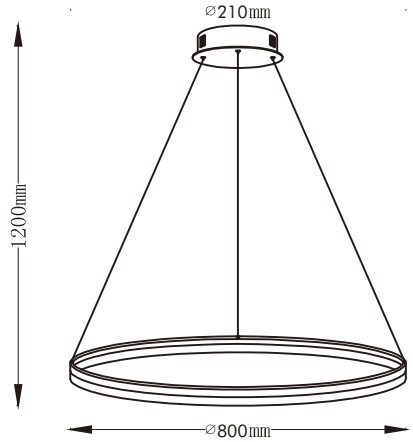

	QR	EAN
(DE) Dieses Produkt enthält eine Lichtquelle der Energieeffizienzklasse E **(EN)** This product contains a light source of energy efficiency class E **(FR)** Ce produit comprend une source de lumière de classe d'efficience énergrgétique E **(NL) Dit product bevat een lichtbron van energie-effici**ëntieklasse E **(PL)** Produkt ten zawiera źródło światła o klasie efektywności energetycznej E **(NO)** Dete produktet inneholder en lyskilde i energieffffffektietsklasse E **(DK)** Dete produkt indeholder en lyskilde af energieffektklasse E **(SE) Denna produkt inneh**åller en ljuskälla i energiefffekti etsklass E **(FI)** Tämä tuote sisältää energiatehokkuusluokan E valonlähteen **(IT) Questo prodoto conntiene una s ente luminosa della classe di efficienza energeergeetic E** **(ES) Este producto contiene una fue te de luz de la clase de eficiencia energégética E** **(CZ) Tento v**ýrobek obsahuje světelný zdroj třídy energetic é účinnossti E **(PT)** Este produto contém uma fonte de luz da classe de eficiência energgéta E **(GR)** Αυτό το προϊόν περιέχει μια φωτεινή πηγή ενεργειακής απόδοσης κλάσης E **(SK)** Tento výrobok obsahuje zdroj svetla triedy energetic ej efffektivity E		**8718881140594**

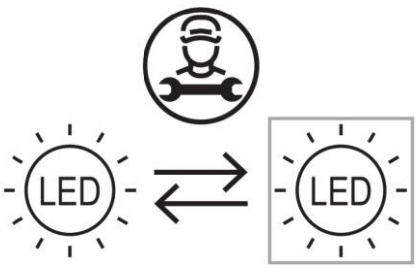	**(DE)** Durch einen Fachmann austauschbare Lichtquelle (nur LED) **(EN) Replaceable (LED only) light source by a professional.** **(FR) Source de lumière rempla**çable (LED uniquement) par un professionnel. **(NL) Lichtbron (alleen led) te vervangen door een professional.** **(PL)** Wymienne (tylko LED) źródło światła wykonane przez profesjonalistę. **(NO) Utskiftbar (un LED) lyskilde av en profesjonell.** **(DK) Udskifelig lyskilde (kkun LED), udskies af en elektriker.** **(SE) Ljusk**älla (endast LED) utbytbar genom fackman. **(FI) Ammattilainen oi vaihtaa vaihdedavan (vain LED) valonl**ähteen. **(IT) Sorgente luminosa (solo LED) sostituibile da un poessionia.I** **(ES) Fuente de luz (solo LED) sustituible por un poesional.** **(CZ) Vyměnitelnýý** (pouze LED) světelný zdroj odborníkem. **(PT) Luz LED (apenas LED) substituí el por um profissional.** **(GR)** Η πηγή φωτός (μόνο LED) να αντικαθίσταται από επαγγελματία. **(SK) Zdroj svetla (iba LED) vymenite**ľný prostredníctvom odborníka.

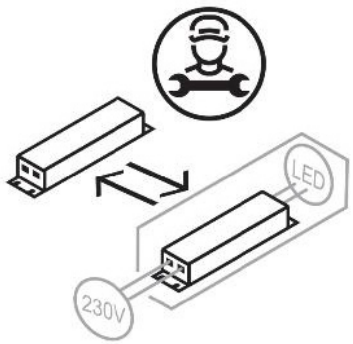	**(DE) Durch einen Fachmann austauschbares Betriebsger**ät. **(EN) Replaceable control gear by a professional.** **(FR) Contr**ôleur remplaçable par un professionnel. **(NL) Voorschakelapparatuur te vervangen door een professional.** **(PL)** Wymienny układ sterujący przez profesjonalistę. **(NO) Utskiftbar ontrollutstyr av en profesjonell.** **(DK) Udskifelig igangs**æterr, udskies af en elektriker. **(SE) Styrdon utbytbart genom fackman.** **(FI) Ammattilainen oi vaihtaa vaihdedavaavat ohjausleet.** **(IT) Dispositi o di controllo sosstituibile da un ofessionista.** **(ES) Dispositi o de control susstituible por un ofesional.** **(CZ) Vyměnitelnýý** předřadník odborníkem. **(PT) Dispositi o de controlo subsstituel por um p fissional.** **(GR) Ο εξοπλισμ**ός ελέγχου να αντικαθίσταται από επαγγελματία. **(SK) Predradník vymenite**ľný prostredníctvom odborníka.

FittinQ B.V.
Smaragdweg 52, 5527 LB Hapert, The Netherlands
www.qazqa.nl

QAZQA

SAFETY INSTRUCTION

Please study the instruction manual and below information carefully before installing or using this product.
Please keep this user manual for further reference

1. The luminaires may only be installed by authorized and qualified technicians according the valid regulations for electrical installation.
2. Maintenance of the luminaires is limited to their surfaces. During maintenance no moisture can come into contact with any areas of the terminal connections or voltage control parts.
3. The electrical supply must be switched off at the outset, preferably by means of a switch in the distribution box, before any installation, maintenance or repair work is undertaken.
4. Exterior lighting must not be installed during rain.
5. Take account of the minimal separation distance from other objects and the room required around the fitting.
6. If in any doubt, consult a professional, taking local installation requirements into account. Some countries stipulate that lighting may be installed only by registered installers.
7. Clamping screws in electrical connections must be adequately tightened. This is particularly the case with 12V low voltage conductors.
8. Clean with a clean, dry cloth or brush, use no solvents or abrasives. Avoid dampness on all electrical components
9. Take account of all available technical information.
10. Meaning of symbols:

For indoor use only, where direct contact with water is impossible

IPXX This icon indicates the level of water-proof and dust-proof

Protection Class I: the fitting must be earthed

Protection Class II: the fitting is doubled insulated and does not require earthing

Protection Class III: the fitting is low voltage

0.5m Minimum distance from lighted objects (meters)

Max.ø50mm GU10 2Max.50W The type of lamp and maximum size and wattage indicated in each lighting unit must not be exceed; different items require different kind of light sources with different bulb icons

220-240V~ 50Hz The armature is designed to work only with the indicated voltage. Different items require different working voltage.

The luminaire can be used in combination with a dimmer

3X The luminaire can be dimmed by wall switch

Light Angle 55° 35cm² The reference light angle and light space of the luminaire

This luminaire cannot be disposed together with normal domestic waste in standard rubbish can, but you have to bring it to a staging area for electrical waste

11. Take note of the symbols when connecting wires:

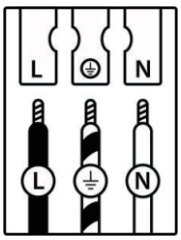

	(DE)	(GB)	(FR)	(NL)	(PL)	(NO)	(DK)
L	Stromführender Leiter	Live conductor	Conducteur	Spanning-voerende draad	Przewód prądowy	Strømførende leder	Strømførende leder
⏚	Schutzleiter	Earth conductor	Conducteur de protection (terre)	Aardkabel	Przewód uziemiający	Jordledningen	Jordledningen
N	Neutralleiter	Neutral conductor	Conducteur neutre	Nulleider	Przewód zerowy	Nøytralleder	Neutralleder

	(SE)	(FI)	(IT)	(ES)	(CZ)	(PT)	(GR)
L	Strömförande ledare	Virtajohdin	Conduttore sotto tensione	Conductor de corriente	Vodič pod napětím	Condutor vivo	Ρευματοφόρος αγωγός
⏚	Skyddsledare	Suojajohdin	Conduttore di terra	Conductor de protección	Ochranný vodič	Condutor de terra	Αγωγός γείωσης
N	Neutralledare	Nollajohdin	Conduttore neutro	Conductor neutro	Neutrální vodič	Condutor neutro	Ουδέτερος αγωγός

FittinQ B.V.
Smaragdweg 52, 5527 LB Hapert, The Netherlands
www.qazqa.nl

QAZQA