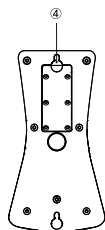
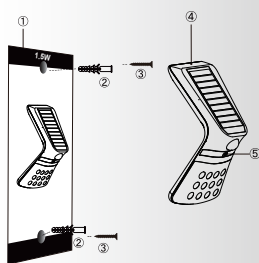


Installation



- ① Measure card
- ② Expansion plug
- ③ Screw
- ④ Notch
- ⑤ Button

1. Please use measure card to drill 2 holes of $\Phi 6$ mm in correct position.
2. Fix 2 expansion plugs into the holes.
3. Fix screws to the expansion plugs with a spare space.
4. Hang the notch onto the screws and fasten the lamp.
5. Press the button to turn on the lamp.

Notice

1. The switch is cut-off switch, this lamp can get solar charged in any mode.
2. This is a solar powered lamp, please install it in a location where can get enough sunshine.
3. Please kindly note the lighting time depends on sunshine duration and weather.
4. The lamp will light up automatically at dusk and off at dawn.
5. Built-in IC is with over-charge, over-discharge and over-voltage protection.
6. The lamp is equipped with an internal lithium battery, which is replaceable. If any need, please contact seller for correct new battery.
7. If the battery is taken out and put back in or replaced with new ones, please toward the solar panel to sunshine or a strong light to activate the lamp.
8. Non-professional please do not disassemble the lamp.
9. Please do not dispose the battery with household garbage to avoid explosion.

INSTRUCTION MANUAL



Rana WL PIR LUX LED Solar 1.5W
102193



1.5W Fairy

Global Patent Design with Front & Back Light

Please read and follow all instructions to operate.
Save this manual for future reference.

Specification

Product Name	Solar LED Wall Light with PIR Sensor
Power/Lumen	1.5W/220LM
LEDs	SMD2835*13PCS(Front 12PCS+Back 1PC)
Beam Angle	90°
Li-ion Battery	14500 / 500mAh / 3.7V, replaceable
Solar Panel	0.5Wp, Mono-crystalline silicon
Detection Angle/Area	120° / ≤6Mtrs
IP Degree	IP65 Waterproof
Warranty	24 months(battery 12months warranty)
Housing Material	ABS+PC, Anti-UV, fireproof
Installation Height	≤ 4Mtrs
Packing	Blister Package (1*Solar light, 1*Color page, 1*Accessory bag, 1*User manual, 1*Measure card)

Features



ZERO Electricity Cost



Solar Powered



PIR Inductive



Auto-changing Working Mode



Super Bright



Light on/off Automatically



IP65 Waterproof

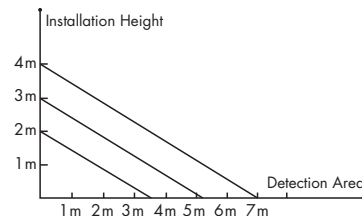


Cordless

QAZQA

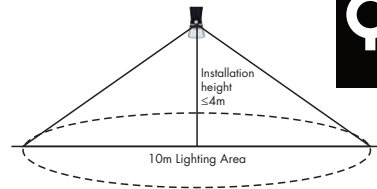
WWW.QAZQA.COM

Working Mode



Kindly remind:

This is a totally automatic lamp with function of auto-adjusting working mode. You only need to press the button once, it will work permanently.



When battery capacity above>30% Lamp automatically turns on to full brightness (220lm) when motion is detected in the range ≤6 mtrs and then turns to weak brightness (front light on & back light on) in 10 seconds of no motion.



When battery capacity below<30% Lamp automatically turns on to full brightness (220lm) when motion is detected in the range ≤6 mtrs and then turns to weak brightness (front light on & back light on) in 10 seconds of no motion.

Applications

1. This lamp can be flexibly used as wall light, security light, emergency light, portable light etc.
2. You can install it easily in your garden, pathway, garage, courtyard, entrance, balcony, fence etc.

QAZQA

WWW.QAZQA.COM